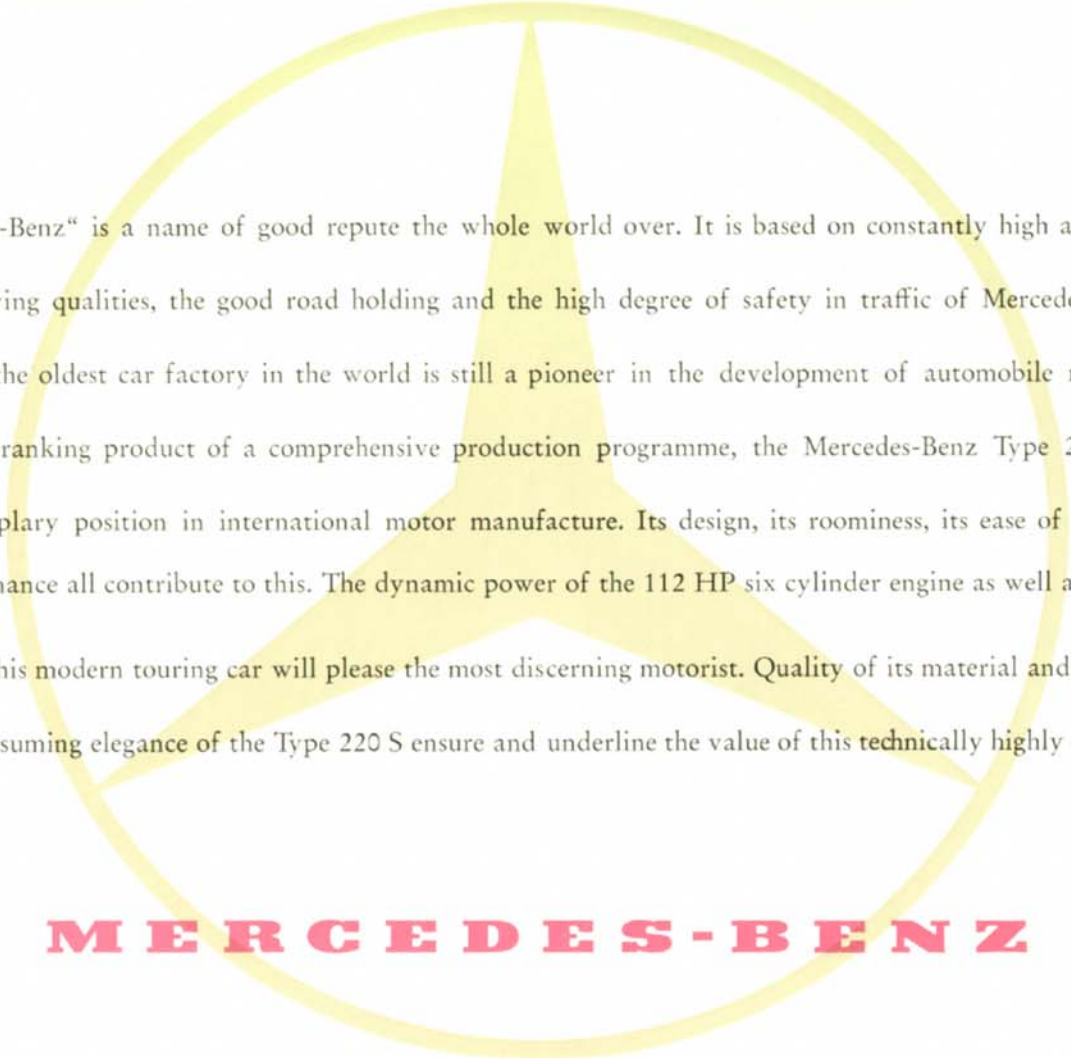


MERCEDES-BENZ



Type 220 S



“Mercedes-Benz“ is a name of good repute the whole world over. It is based on constantly high achievement. The superior driving qualities, the good road holding and the high degree of safety in traffic of Mercedes-Benz cars prove daily that the oldest car factory in the world is still a pioneer in the development of automobile manufacture.

A high ranking product of a comprehensive production programme, the Mercedes-Benz Type 220 S has won an exemplary position in international motor manufacture. Its design, its roominess, its ease of driving and its high performance all contribute to this. The dynamic power of the 112 HP six cylinder engine as well as the generous comfort of this modern touring car will please the most discerning motorist. Quality of its material and workmanship and the unassuming elegance of the Type 220 S ensure and underline the value of this technically highly developed car.


M E R C E D E S - B E N Z





Elegance of colour and line

The beauty of its body work and tasteful colours give the Type 220 S an elegance which is reflected even by the tiniest details. The car can fascinate you as much by its appearance as by its performance. Whether your 220 S with the supreme quietness of its subdued power merely rolls along the road, or whether its engine's great reserves of force are developed with lightning rapidity, the harmony of its form and movement gives you a feeling which is more than that of simply driving a car. The impression made by its line remains to be perfected by its colour. In this matter your wish decides what the last word shall be, for you can choose from 52 possibilities and dress your car according to your individual taste. As well as the five standard production colours, you may choose on special request from among 21 modern single and 26 double-tone enamels. This elegance of colour and styling is based on the all-round safety and comfortable security offered to you by this Mercedes-Benz Type 220 S.





Easy driving – speedy journey

The separate design elements of the Type 220 S are, in your interest, always variations of the safety theme. Basically stable construction and reliable workmanship guarantee complete precision running and, by means of effortless controls – especially of the steering, transmission and brakes – you can safely and easily master the Type 220 S. Certainly, it is a very fast car and high speeds demand a high degree of concentration, but this concentration is made easier for you because a clear view all round and easy driving give you peace and calmness in every situation.

The instrument panel of the Type 220 S is beautiful in its fashioning and clear in the arrangement of its instruments, which can inform you rapidly but well, for all the dials and controls are favourably clustered within your range of vision. The modern horizontally graduated speedometer is incorporated in a "Kombi-Instrument" with a fuel gauge, a total and day-trip odometer, an oil-pressure gauge as well as a thermometer for the cooling water. Four control lamps inform you about the functioning of the ventilation blower as well as of the trafficators and make it possible for you to verify the head-lights and choke. The control buttons and levers, which are clearly arranged and easy to survey, serve your safety and comfort from the pullknob for the interior lighting and the combined steering and ignition lock right down to the cigar-lighter.




Two covered glove compartments, an electric clock and an ashtray are built into the easily surveyable instrument panel. The Type 220 S is equipped, of course, with an overtaking signal light, an anti-dazzle driving mirror and two large fabric lined sun-shields.

Generous comfort

As you close the doors of the Type 220 S, a world of fascinating driving experiences opens itself up to you. The interior is generously fitted out. The matching of the colours of the modern interior furnishings with the valuable upholstery coverings, the comfortable seats and the extensive comfort – affording details speak for themselves.

The Type 220 S seats five or six persons. You may choose a single full-length adjustable bench-type-seat, which gives full comfort to three people, if you prefer it to two single front seats. The rear seating space which is also made for 3 occupants offers enough room for long legs right under the front seats and, at the same time, affords enough freedom of movement to banish all fatigue even on long journeys. The large windows, set in wooden mouldings, offer an unimpeded view of the surroundings.





On the right and left hand sides of the instrument panel, that is to say separately by the driver and passenger, the heating and ventilation can be regulated exactly according to desire. The lever which moves to the largest extent regulates the temperature. The two separate handles control the intake of fresh air, the upper one for the windscreen and side windows and the lower one for the leg-space. The illustration on the left hand side indicates the closed position while that on the right shows the fully open one.

An abundance of interesting details contributes to the driving comfort of the Type 220 S. The heating and ventilation possibilities of the car are all-embracing: two side deflector panes, four windows which may be fully lowered and ventilation flaps for the side panes and for the leg room, complete the model heating and ventilation system which functions even when the car is stationary, by means of the standard defrosting blower. The map-reading lamp forwards and the interior lighting behind, which may be operated by contact with the door, belong to the list of "comfort affording details" which is of such great importance. The two large pockets on the front doors, the practical safety door handles, four arm-rests, three ash-trays, a cigar lighter, two handrails with sliding clothes hooks and a mirror for ladies' make-up in the right hand sunshield come under this heading. The cosy atmosphere of the interior together with its magnificent road holding and suspension give you such a special feeling of driving that it makes you immediately place your confidence in the car.





At home the whole world over

The Mercedes-Benz Type 220 S is an ideal touring car. Its lively 112 HP engine provides all the conditions for the continual transport of the heaviest loads. Five to six people can travel in all possible comfort and the luggage space can comfortably and safely hold even enough luggage for long trips abroad. The most logical way of using the luggage space is by employing the sets of cases which can be supplied on request but the 18 cubic feet of space also offer enough room for your normal luggage. The jack and the spare wheel are in a handy position on the right hand side of the luggage space. This completes the picture of this comfortable touring car which may also be supplied with a sunshine roof. It is good to know that your journey will be a lovely experience from beginning to end.





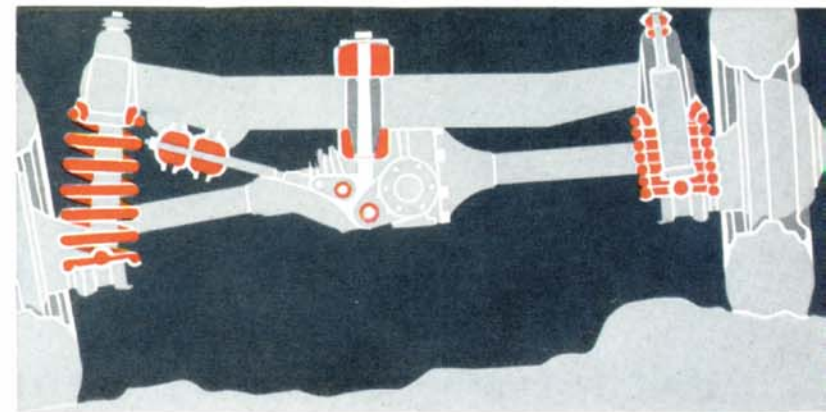
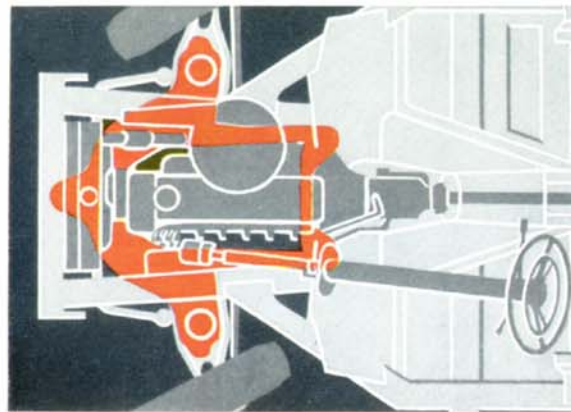
If you have to cover one or two thousand miles on a trip then the Mercedes-Benz Type 220 S expects you to make full use of it, for it is designed and built for that purpose. Its reliability spells your care-free driving which is especially comforting for you and your companion in outlandish spots. To this we must add its economy and its long range without refuelling. Although its standard consumption is only 29.5/24.5 m.p. Imp. gal./US. gal., its fuel tank holds almost 14/17 Imp./US. gals. of which approximately 1.2/1.45 Imp./US. gals. are in reserve. The safety features of the Type 220 S include powerful bumpers giving real protection, two fog lamps, four effective blinker lights, large combined rear lights with a backing up light as standard equipment and the four safety door locks.



Master of every road



The Mercedes-Benz re-circulating ball-type steering with its self-adjustment and steering shock absorber is child's play to control. Freedom from play, easy return to straight ahead position, holding of track as if on rails. The sub-frame combines the engine, the transmission, the steering and front wheel suspension. The four-point rubber mounting of this aggregate in the frame floor unit controls wheel direction with the highest degree of accuracy and guarantees considerable driving quietness. It also ensures swift, economical removing and remounting of the sub-frame for servicing purposes.




The low pivot point of the single joint swing axle reduces the wheel inclination angle of the rear wheels on account of its two freely swinging long half axles. In this way excellent road grip of the wheels and safety when cornering are guaranteed.

Wet lanes, cobblestones and bad roads do not make you anxious in the Type 220 S. The high degree of its technical comfort is the fruit of countless experiments and extensive experience. The low centre of gravity of the car, the favourable ratio between the wheel base and the wide tread, the thousand-fold tested system of the independent front wheel suspension within the sub-frame and the single joint swing axle behind achieve the unshakeable road holding and the pleasant driving feeling which, in the Type 220 S, is a matter of course. The suspension which has lots of reserve for all four wheels on account of powerful, frictionless coil springs with telescopic shock-absorbers, attains the highest degree of compensating action. An anti-roll bar considerably reduces what little sway the car experiences on bends. The chromium plated rim-embellishers are perforated in order to allow air to enter to cool the brake-drums. The brakes are easier to control by means of an ATE-booster: with half of the usual foot pressure you can reach maximum braking force. These facts justify the proud assertion: "Master of every road".

Independent front wheel suspension on wishbone arms, coil springs and anti-roll bar. The large surface (165 sq.in.) of the air-cooled turbo-brakes guarantees swift but gentle braking. No overheating of the brakes. Automatic brake shoe adjustment.





The Basis of your Safety

The highest principle of all Daimler-Benz designers is safety. The elegant appearance, the refined comfort and the very famous driving qualities of the Type 220 S have a solid foundation. It is the frame-floor unit. An enclosed middle bearer and two strong longitudinal members, together with the powerful cross-members and welded steel floor, form the rugged supporting base. Full protection and safety are additionally offered by the particularly strong hollow box-type bearers which run round the car. The all-steel body is firmly welded to this frame floor unit to form a completely supporting whole. In this way, a degree of torsional and bending rigidity is attained which lends safety to the high performance of the Type 220 S. This foundation, in conjunction with the many other factors which contribute to your safety – e.g. good road holding, easy steering, rapid acceleration, powerful turbo-brakes, large windows, tail, stop and blinker lights which are visible from a long distance, and safety door-locks with additional inside bolts – protects you against many eventualities in traffic.



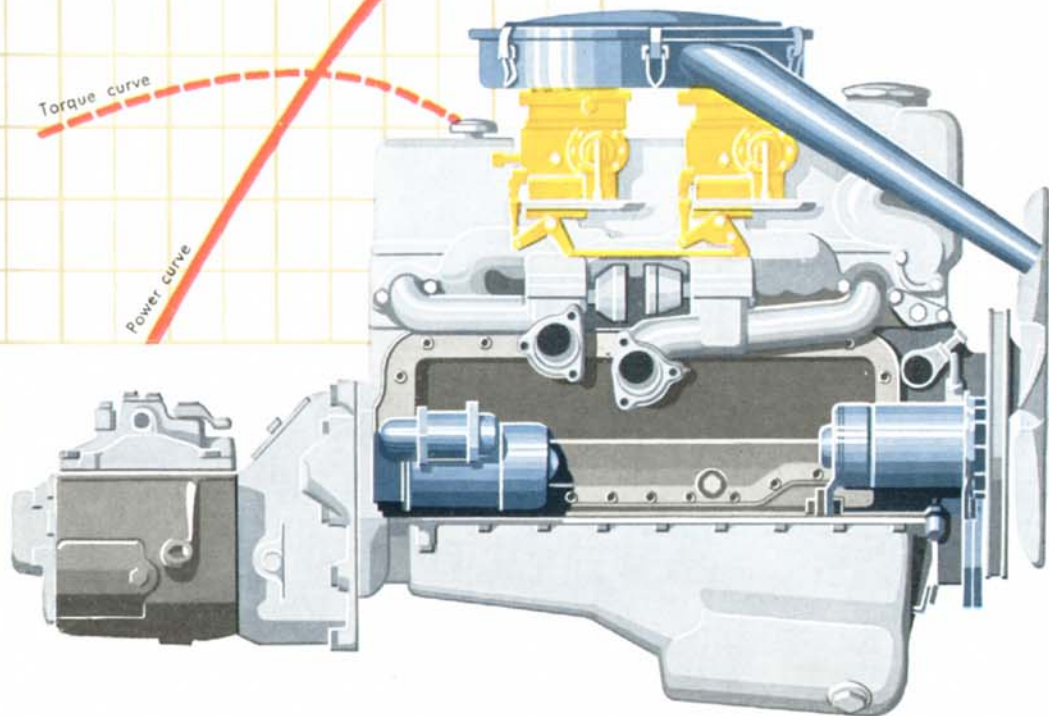
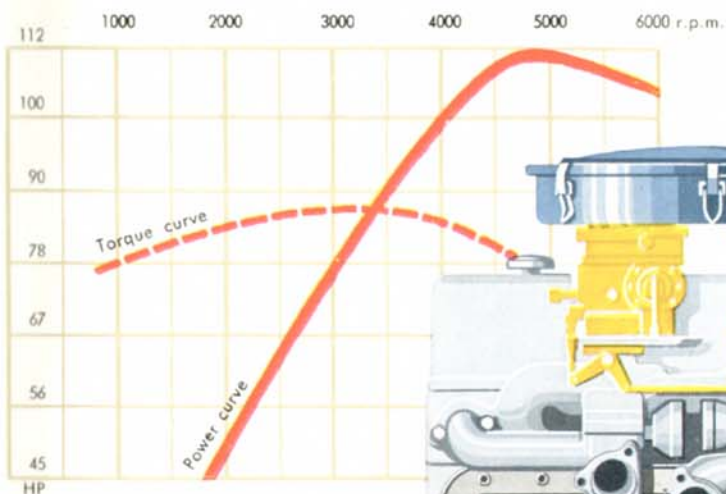
The pivoting door locks form a special feature. Although it is easy to open from inside and out, this safety lock prevents the door from flying open unintentionally or unforeseen in any situation.





The dynamic liveliness of running of this large, powerful touring car has its origin in its eager 112 HP six-cylinder engine. This o.h.c. engine has already shown its worth now for several years in a similar version. As a true short-stroke engine, it is extremely wear-resistant and offers reserves of power which in turn make for absolutely fluid, safe driving. Its insensitivity to heavy demands is further increased by a thermostatically regulated cooling system. The most favourable running temperature is quickly attained and maintained constantly. The high performance of this engine, at only a low fuel consumption, is a result of the use of two compound downdraft carburetors. The great suppleness of the engine in all gears, its well arranged quietness of running with its high cruising speed and climbing ability of up to 1 in 2 make it obvious how tough it is when faced with heavy demands and how quietly and gently it gives forth its power. All of the four easy shifting gears are synchronized. The ratios have been selected to provide good acceleration without much shifting in every traffic situation.

More



than enough power

At low engine speeds only the first barrels of the two down-draft carburetors work thereby ensuring a most economical fuel consumption. With increasing acceleration and at higher engine speeds, the second barrels connect themselves up to give the engine more fuel and a more powerful forward thrust.

Engine

Number of cylinders	6
Bore/stroke	3 ³ / ₁₆ x 2 ⁷ / ₈ in.
Total effective cylinder capacity	133.8 cu. in.
Output*: SAE	112 gr. HP/5000 r. p. m.
Engine speed at 60 m. p. h.	3470 r. p. m.
Maximum engine speed	6000 r. p. m.
Compression ratio	7.6 : 1
Capacity of combined cooling and heating system	2.5 imp. gals. = 3 US gals.
Oil capacity of the crankcase	max./min. 10.6/6.2 imp. pt. = 12.6/7.4 US pt.
Type of oil cooling	water-oil heat exchanger

Technical Data

Driving data

Maximum speed	in 1st gear	30 m. p. h.
	in 2nd gear	47 m. p. h.
	in 3rd gear	74 m. p. h.
	in 4th gear	approx. 100 m. p. h.
Climbing ability	in 1st gear	52 % 1 in 2.50
	in 2nd gear	30 % 1 in 3.45
	in 3rd gear	18 % 1 in 5.57
	in 4th gear	10.5 % 1 in 9.50

Fuel and oil

Standard fuel consumption**	29.5 m/Imp. gal. = 24.5 m/US gal.
Tank capacity	14 imp. gals. = 16.9 US gals.
including reserve of	1.2 imp. gals. = 1.45 US gals.
Engine oil consumption	235 m/Imp. pt. = 390 m/US qt.

Chassis

Transmission	DB four speed gear - fully synchronized steering column shift
Rear axle ratio	4.1 to 1
Battery	12 volt, 56 amp./h
Braking system	hydraulic with "Ate" booster turbo-cooling, self-adjusting brake shoes
Steering	DB recirculating ball-type steering with automatic re-adjustment and steering shock absorber
Rear axle	single jointed swing axle with low pivot point, hypoid gears

Weights Dimensions

Overall length	185 ⁷ / ₈ in.
Overall width	68 ¹ / ₂ in.
Maximum height, unladen	approx. 61 ¹ / ₂ in.
Wheelbase	111 in.
Front tread	56 ⁵ / ₁₆ in.
Rear tread	57 ⁷ / ₈ in.
Ground clearance with 2 occupants	approx. 8 ¹ / ₂ in.
Turning circle diameter	approx. 36 ft.
Curb weight with spare wheel and tools	2950 lbs.
Permissible total weight	3950 lbs.
Carrying capacity	1000 lbs.

* In determining the output in b. h. p., the power to operate auxiliary units not required for engine operation is not taken into consideration.

** Determined at ²/₃ of top-speed (max. 50 m. p. h.) less 10 %.

Right to make alterations in design and equipment reserved.



DAIMLER - BENZ AKTIENGESELLSCHAFT
STUTTGART - U N T E R T Ü R K H E I M

